

Winneshiek County - July 2010

Total County Population	20,951
Children ages 0 through 5	1,244
Children ages 6 through 9	760
Children ages 10 through 12	638

Data source: Woods & Poole Population Estimates as of Dec 31, 2009.

Families with all parents working & children under age 6	85%
Median Family Income	\$45,966
Average Weekly Income	\$884

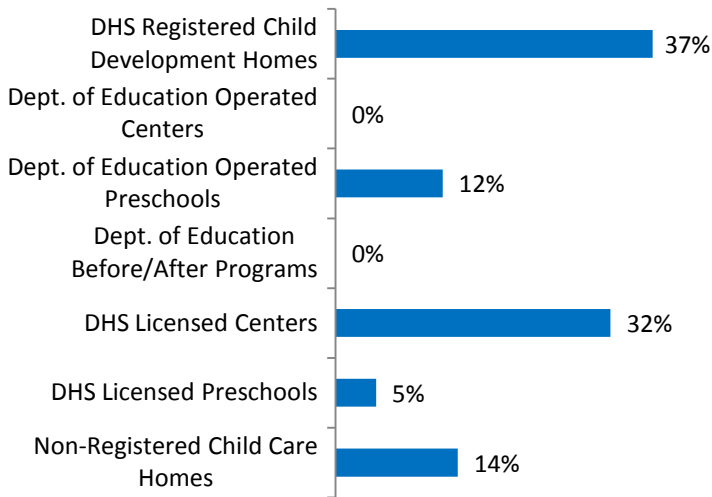
Data source: State Library of Iowa, www.iowadatatcenter.org



www.iowaccrr.org

1-877-216-8481

Percent of Program Spaces



CCR&R may not have all DOE programs listed since they are not regulated by DHS.

1,022 Total Spaces LISTED with CCR&R

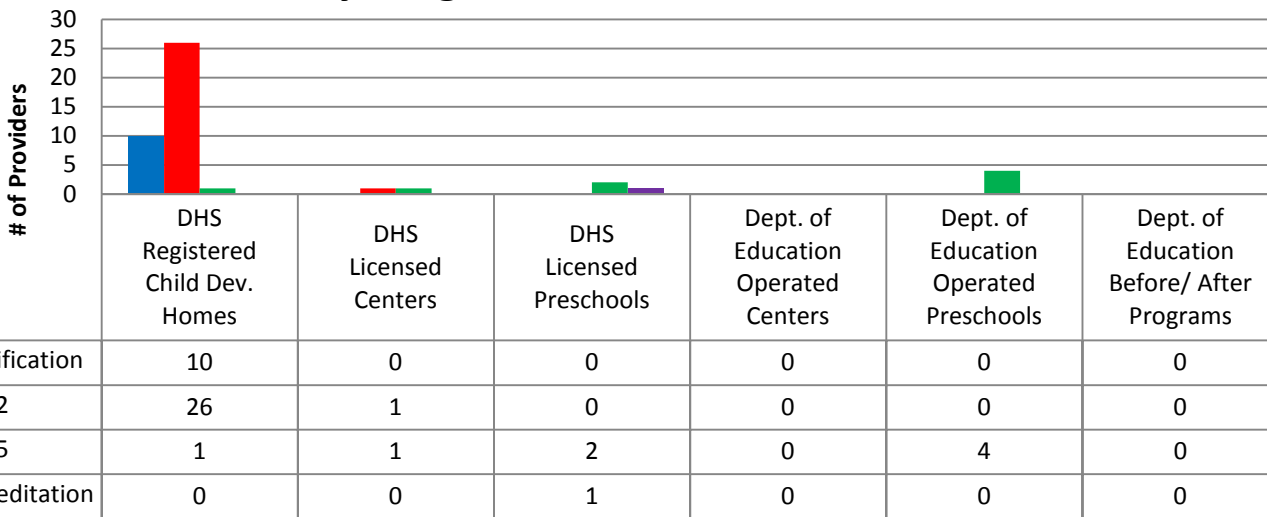
- 376 DHS Registered Child Development Homes
- 0 Dept. of Education Operated Centers
- 127 Dept. of Education Operated Preschools
- 0 Dept. of Education Before/After Programs
- 326 DHS Licensed Centers
- 48 DHS Licensed Preschools
- 145 Non-Registered Child Care Homes

79 Total Programs LISTED with CCR&R

- 34 DHS Registered Child Development Homes
- 0 Dept. of Education Operated Centers
- 7 Dept. of Education Operated Preschools
- 0 Dept. of Education Before/After Programs
- 6 DHS Licensed Centers
- 3 DHS Licensed Preschools
- 29 Non-Registered Child Care Homes

*School District Dept of Education programs are not licensed by DHS but meet Standards for Child Care adopted by the State Board of Education.

Quality Programs for Providers



* Programs may choose to participate in more than one quality measure. The number of QRS Providers changes monthly.

Go to <http://www.dhs.state.ia.us/iqrs/> for up-to-date information.

*Centers, Preschools and Before/After school programs do not qualify for ChildNet Certification.

For a family earning the median income of \$45,966 with an infant in child care they would pay:

- 10% of their income before taxes, if their child was in a registered home
- 16% of their income before taxes, if their child was in a licensed center

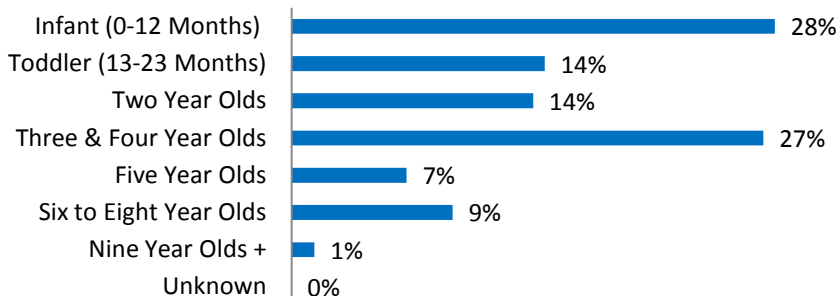
Data source: State Library of Iowa, www.iowadatacenter.org.

Out of 79 child care programs, 58 programs report they accept DHS Child Care Assistance funded children.

Child Care Rates Per Week	Infant (0-12 Months)	Toddler (13-23 Months)	Two Year Olds	Three Year Olds	Four & Five Year Olds	Before & After School	Full Time School-Age
DHS Registered Child Development Homes	\$107.10	\$107.55	\$105.30	\$105.75	\$105.75	\$53.20	\$106.20
DHS Licensed Centers	\$140.40	\$140.40	\$137.25	\$129.60	\$129.60	\$58.00	\$128.25

* Providers may charge by the month, week, day or hour.

Percent of Requests for Child Care by Age



Range of Preschool Tuition Rates per month - by age

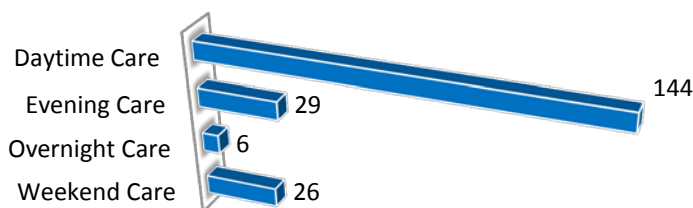
	Lowest	Highest
Three Yr Olds	\$95.00	\$250.00
Four Yr Olds +	\$50.00	\$250.00

*Preschool classes range from 1-5 days a week.

*Free preschool programs are not included in the rate ranges above.

CCR&R referred 88 families with 152 children to child care providers.

Requests for Child Care by Type



*Families may request more than one type of care for their child(ren).

Requests for Child Care data is from July 1, 2009 - June 30, 2010.

Data provided by Child Care Resource & Referral using NACCRRAware as of July 1, 2010 unless otherwise noted.