

Region 2 Northeast Iowa - July 2010

Total Region Population	516,685
Children ages 0 through 5	38,917
Children ages 6 through 9	24,163
Children ages 10 through 12	18,705

Data source: Woods & Poole Population Estimates as of Dec 31, 2009.

Families with all parents working & children under age 6	77%
Median Family Income	\$44,279
Average Weekly Income	\$852

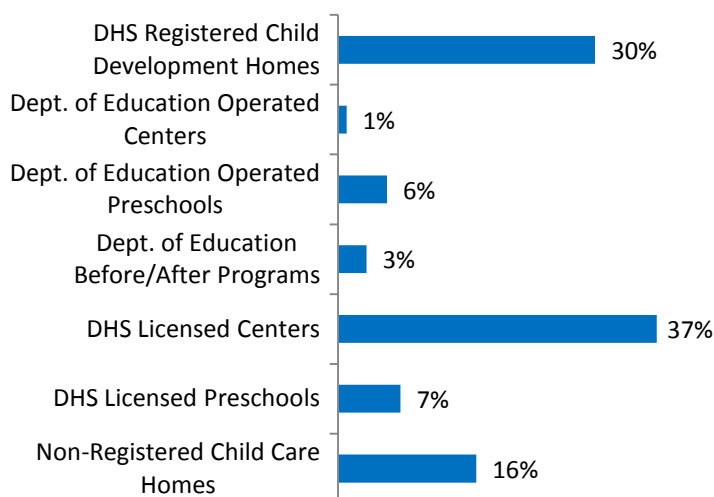
Data source: State Library of Iowa, www.iowadatacenter.org



www.iowaccrr.org

1-877-216-8481

Percent of Program Spaces



CCR&R may not have all DOE programs listed since they are not regulated by DHS.

31,356 Total Spaces LISTED with CCR&R

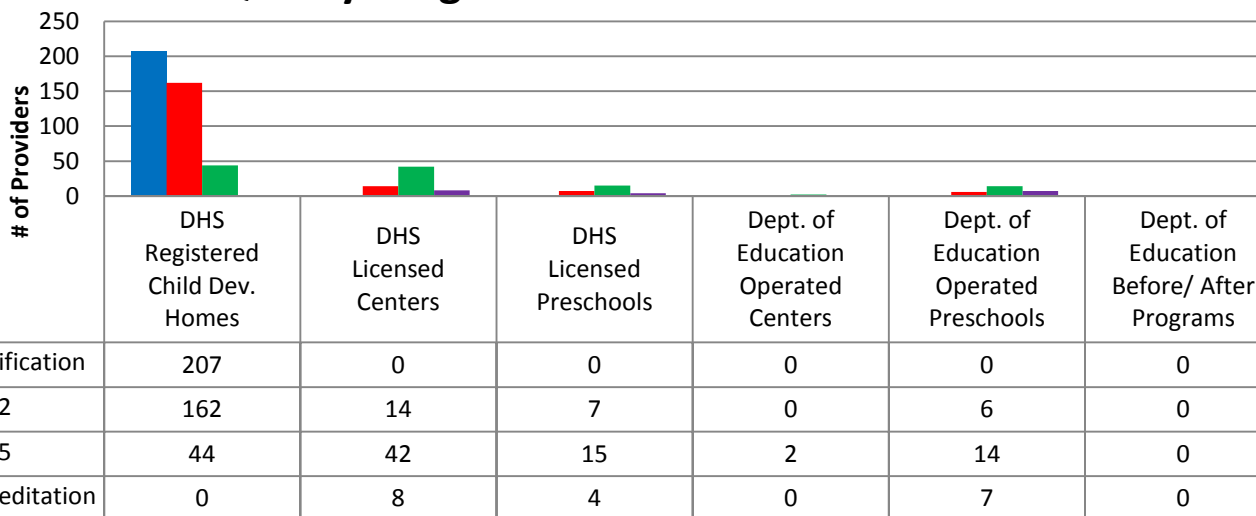
- 9,348 DHS Registered Child Development Homes
- 310 Dept. of Education Operated Centers
- 1,775 Dept. of Education Operated Preschools
- 1,032 Dept. of Education Before/After Programs
- 11,598 DHS Licensed Centers
- 2,268 DHS Licensed Preschools
- 5,025 Non-Registered Child Care Homes

2,227 Total Programs LISTED with CCR&R

- 846 DHS Registered Child Development Homes
- 6 Dept. of Education Operated Centers
- 96 Dept. of Education Operated Preschools
- 32 Dept. of Education Before/After Programs
- 157 DHS Licensed Centers
- 85 DHS Licensed Preschools
- 1,005 Non-Registered Child Care Homes

*School District Dept of Education programs are not licensed by DHS but meet Standards for Child Care adopted by the State Board of Education.

Quality Programs for Providers



* Programs may choose to participate in more than one quality measure. The number of QRS Providers changes monthly.

Go to <http://www.dhs.state.ia.us/iqrs/> for up-to-date information.

*Centers, Preschools and Before/After school programs do not qualify for ChildNet Certification.

For a family earning the median income of \$44,279 with an infant in child care they would pay:

- 14% of their income before taxes, if their child was in a registered home
- 17% of their income before taxes, if their child was in a licensed center

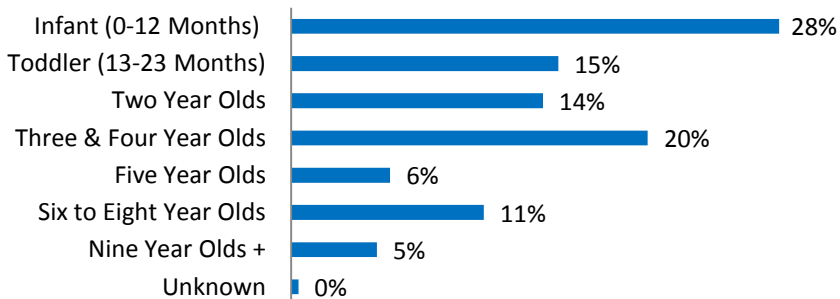
Data source: State Library of Iowa, www.iowadatacenter.org.

Out of 2227 child care programs, 1717 programs report they accept DHS Child Care Assistance funded children.

Child Care Rates Per Week	Infant (0-12 Months)	Toddler (13-23 Months)	Two Year Olds	Three Year Olds	Four & Five Year Olds	Before & After School	Full Time School-Age
DHS Registered Child Development Homes	\$118.35	\$116.55	\$115.20	\$114.30	\$113.85	\$51.00	\$112.50
DHS Licensed Centers	\$145.80	\$144.90	\$133.20	\$129.60	\$128.70	\$56.00	\$124.65

* Providers may charge by the month, week, day or hour.

Percent of Requests for Child Care by Age



Range of Preschool Tuition Rates per month - by age

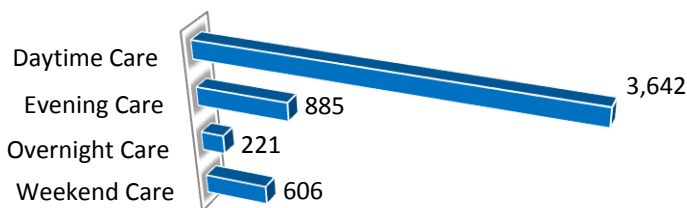
	Lowest	Highest
Three Yr Olds	\$35.00	\$250.00
Four Yr Olds +	\$50.00	\$277.00

*Preschool classes range from 1-5 days a week.

*Free preschool programs are not included in the rate ranges above.

CCR&R referred 2243 families with 3810 children to child care providers.

Requests for Child Care by Type



*Families may request more than one type of care for their child(ren).

Requests for Child Care data is from July 1, 2009 - June 30, 2010.

Data provided by Child Care Resource & Referral using NACCRRAware as of July 1, 2010 unless otherwise noted.