

# Butler County - July 2010

Total County Population	14,637
Children ages 0 through 5	1,107
Children ages 6 through 9	621
Children ages 10 through 12	472

Data source: Woods & Poole Population Estimates as of Dec 31, 2009.

Families with all parents working & children under age 6	75%
Median Family Income	\$42,209
Average Weekly Income	\$812

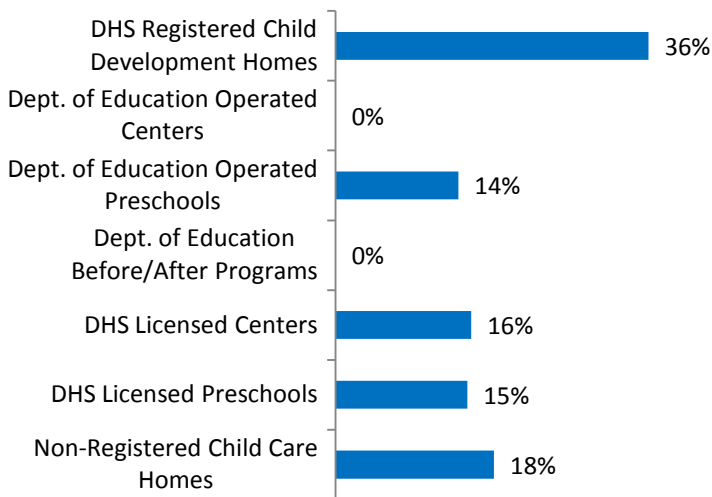
Data source: State Library of Iowa, [www.iowadatatcenter.org](http://www.iowadatatcenter.org)



[www.iowaccrr.org](http://www.iowaccrr.org)

1-877-216-8481

## Percent of Program Spaces



CCR&R may not have all DOE programs listed since they are not regulated by DHS.

## 870 Total Spaces LISTED with CCR&R

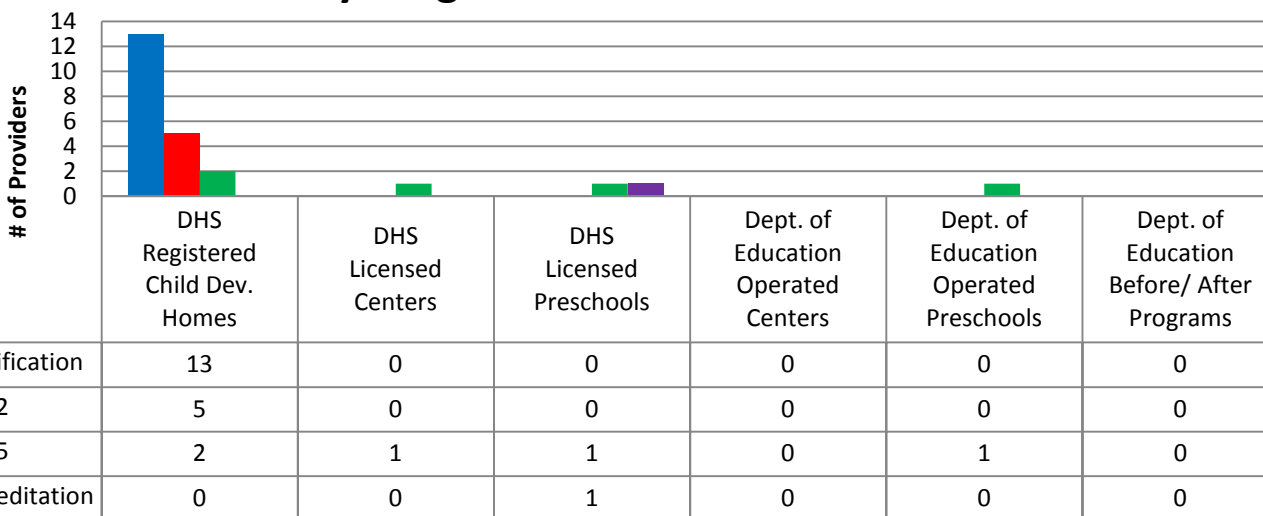
- 316 DHS Registered Child Development Homes
  - 0 Dept. of Education Operated Centers
- 124 Dept. of Education Operated Preschools
  - 0 Dept. of Education Before/After Programs
- 137 DHS Licensed Centers
- 133 DHS Licensed Preschools
- 160 Non-Registered Child Care Homes

## 73 Total Programs LISTED with CCR&R

- 29 DHS Registered Child Development Homes
  - 0 Dept. of Education Operated Centers
- 6 Dept. of Education Operated Preschools
- 0 Dept. of Education Before/After Programs
- 2 DHS Licensed Centers
- 4 DHS Licensed Preschools
- 32 Non-Registered Child Care Homes

\*School District Dept of Education programs are not licensed by DHS but meet Standards for Child Care adopted by the State Board of Education.

## Quality Programs for Providers



\* Programs may choose to participate in more than one quality measure. The number of QRS Providers changes monthly.

Go to <http://www.dhs.state.ia.us/iqrs/> for up-to-date information.

\*Centers, Preschools and Before/After school programs do not qualify for ChildNet Certification.

**For a family earning the median income of \$42,209 with an infant in child care they would pay:**

- 15% of their income before taxes, if their child was in a registered home
- 17% of their income before taxes, if their child was in a licensed center

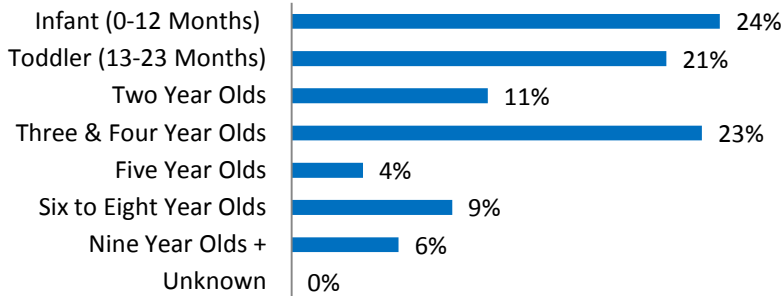
Data source: State Library of Iowa, [www.iowadatacenter.org](http://www.iowadatacenter.org).

**Out of 73 child care programs, 58 programs report they accept DHS Child Care Assistance funded children.**

Child Care Rates Per Week	Infant (0-12 Months)	Toddler (13-23 Months)	Two Year Olds	Three Year Olds	Four & Five Year Olds	Before & After School	Full Time School-Age
DHS Registered Child Development Homes	\$118.35	\$117.00	\$114.30	\$112.95	\$112.05	\$48.60	\$108.45
DHS Licensed Centers	\$138.60	\$138.60	\$128.25	\$112.50	\$112.50	\$48.40	\$105.75

\* Providers may charge by the month, week, day or hour.

### Percent of Requests for Child Care by Age



### Range of Preschool Tuition Rates per month - by age

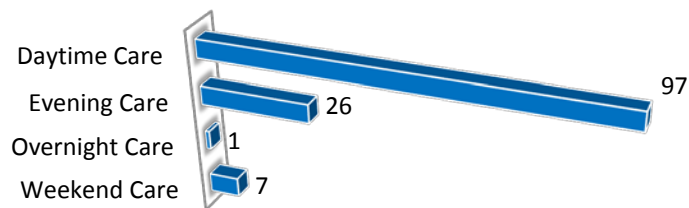
	Lowest	Highest
Three Yr Olds	\$50.00	\$60.00
Four Yr Olds +	\$60.00	\$95.00

\*Preschool classes range from 1-5 days a week.

\*Free preschool programs are not included in the rate ranges above.

**CCR&R referred 55 families with 98 children to child care providers.**

### Requests for Child Care by Type



\*Families may request more than one type of care for their child(ren).

Requests for Child Care data is from July 1, 2009 - June 30, 2010.

Data provided by Child Care Resource & Referral using NACCRRAware as of July 1, 2010 unless otherwise noted.