

# Bremer County - July 2010

Total County Population	23,759
Children ages 0 through 5	1,651
Children ages 6 through 9	1,030
Children ages 10 through 12	774

Data source: Woods & Poole Population Estimates as of Dec 31, 2009.

Families with all parents working & children under age 6	76%
Median Family Income	\$50,299
Average Weekly Income	\$967

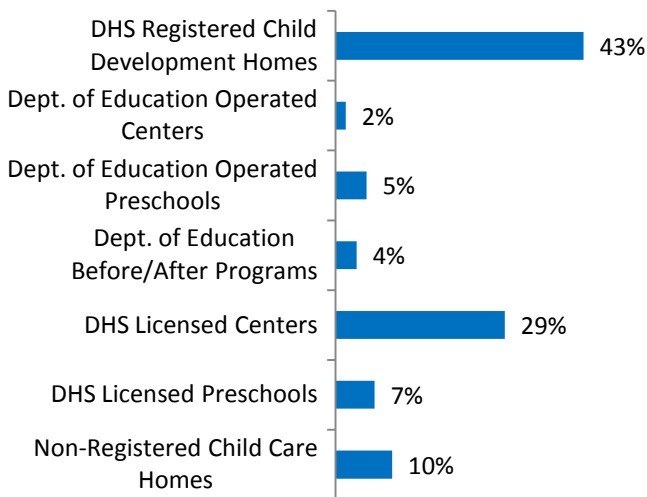
Data source: State Library of Iowa, [www.iowadatatcenter.org](http://www.iowadatatcenter.org)



[www.iowaccrr.org](http://www.iowaccrr.org)

1-877-216-8481

## Percent of Program Spaces



CCR&R may not have all DOE programs listed since they are not regulated by DHS.

## 1,372 Total Spaces LISTED with CCR&R

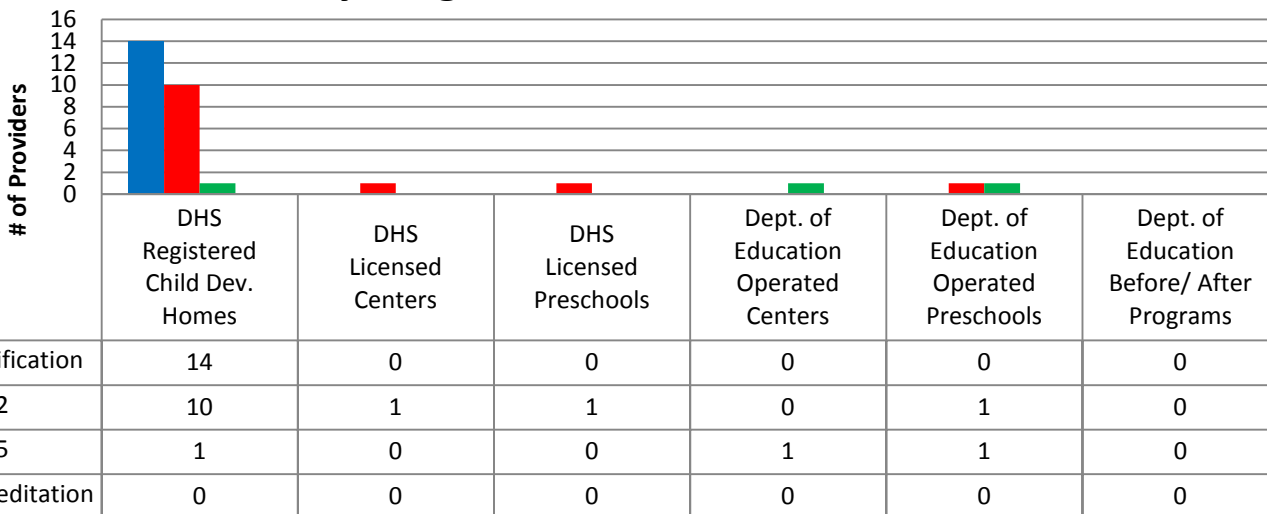
- 592 DHS Registered Child Development Homes
- 24 Dept. of Education Operated Centers
- 74 Dept. of Education Operated Preschools
- 50 Dept. of Education Before/After Programs
- 404 DHS Licensed Centers
- 93 DHS Licensed Preschools
- 135 Non-Registered Child Care Homes

## 97 Total Programs LISTED with CCR&R

- 53 DHS Registered Child Development Homes
- 1 Dept. of Education Operated Centers
- 4 Dept. of Education Operated Preschools
- 1 Dept. of Education Before/After Programs
- 7 DHS Licensed Centers
- 4 DHS Licensed Preschools
- 27 Non-Registered Child Care Homes

\*School District Dept of Education programs are not licensed by DHS but meet Standards for Child Care adopted by the State Board of Education.

## Quality Programs for Providers



\* Programs may choose to participate in more than one quality measure. The number of QRS Providers changes monthly.

Go to <http://www.dhs.state.ia.us/iqrs/> for up-to-date information.

\*Centers, Preschools and Before/After school programs do not qualify for ChildNet Certification.

**For a family earning the median income of \$50,299 with an infant in child care they would pay:**

- 12% of their income before taxes, if their child was in a registered home
- 15% of their income before taxes, if their child was in a licensed center

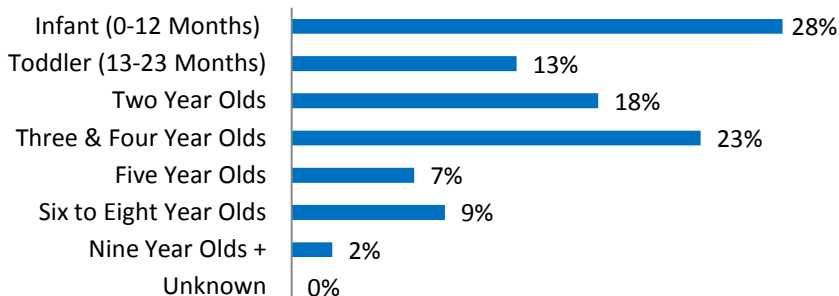
Data source: State Library of Iowa, [www.iowadatatcenter.org](http://www.iowadatatcenter.org).

**Out of 97 child care programs, 72 programs report they accept DHS Child Care Assistance funded children.**

Child Care Rates Per Week	Infant (0-12 Months)	Toddler (13-23 Months)	Two Year Olds	Three Year Olds	Four & Five Year Olds	Before & After School	Full Time School-Age
DHS Registered Child Development Homes	\$114.75	\$112.05	\$110.25	\$109.80	\$110.70	\$49.60	\$108.45
DHS Licensed Centers	\$143.10	\$143.10	\$135.90	\$135.90	\$135.90	\$58.40	\$131.40

\* Providers may charge by the month, week, day or hour.

### Percent of Requests for Child Care by Age



### Range of Preschool Tuition Rates per month - by age

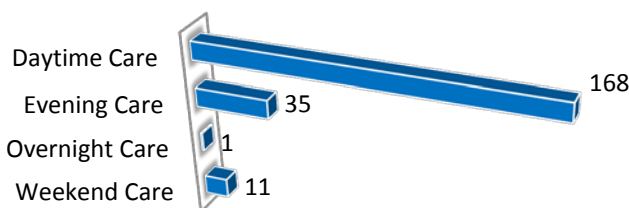
	Lowest	Highest
Three Yr Olds	N/A	N/A
Four Yr Olds +	\$50.00	\$90.00

\*Preschool classes range from 1-5 days a week.

\*Free preschool programs are not included in the rate ranges above.

**CCR&R referred 97 families with 171 children to child care providers.**

### Requests for Child Care by Type



\*Families may request more than one type of care for their child(ren).

Requests for Child Care data is from July 1, 2009 - June 30, 2010.

Data provided by Child Care Resource & Referral using NACCRRAware as of July 1, 2010 unless otherwise noted.